

# “Big Bro”



## Brominators

- **Visible Contents** saves you time & money because you can see when you need to fill
- Saves time and money because the **extra large top opening** speeds filling
- Designed for ease of use with **bottom valve** for complete draining
- **Removable** top and bottom
- **Plumbing kits** with **Flowmeter** available

# Big Bro



## 20 Lb Brominator

Item#                      BRO 020

### **All Brominators are:**

Made of Clear PVC

Working pressure 125 PSI

Sections have an 11" diameter and are 13" high

Top opening 9" inside diameter



**50 Lb Brominator**  
2 Sections

Item # BRO 050



**75 Lb Brominator**  
3 Sections

Item # BRO 075


**100 Lb Brominator**  
4 Sections

Item #: BR0 100





**Inside the  
Brominator**



# “Dynamic Duo”



Water Input Filter  
And  
BRO 050

**Brominator  
Parts**



Stainless Steel Clamp Ring  
Connects each section  
together

Item #: M01 009



Grid  
For the bottom of the  
brominator

Item #: M01 011




Bottom Cover  
Cover has no hole.

Item #: M01 007



Vent Plug  
Screw in vent plug for  
top cover.

Item #: M01 018



EPDM Sealing Gasket  
Seals connections under  
clamp rings

Item #: M01 010



Top Cover  
Cover with threaded hole  
for vent plug

Item #: M01 016



Wrench for tightening or  
loosening the stainless steel  
clamp

Item #: M01 015

**Kits Available Separately**



**Intake/Drain Kit**

**Exit Kit**

Item #: BSI006


Item #: BSI007

And BSI008

The intake and drain kit pictured above, as well as exit kit are available for purchase separately.



Intake/Drain Kit  
These parts are available for purchase in one convenient kit.



Item #: BSI006/BSI008

## Exit Kit

These parts are available for purchase as our part number



Item #: BSI 007

## Flowmeter

This comes as part of intake kit, available in .5-5 gpm (standard) or 1-10 gpm (optional)

<u>GPM</u>	<u>ITEM #</u>
.5-5	M05 006
1-10	M05 009



## Parts for Kits



**B05 007**  
3/4" PVC Valve  
With Viton  
'O'Rings 235 psi



Drain Valve for  
intake kit



**B05 002**  
3/4" Schedule 80  
PVC 90 Elbow



**B05 004**  
3/4" Schedule  
80 PVC  
Short Nipple



**B05 001**  
3/4" Schedule  
80 PVC  
Nipple 4"



**B05 003**  
3/4" Schedule  
80 PVC  
Nipple 10"



**B05 008**  
3/4" Schedule 80  
PVC "T"



**B05 005**  
3/4" to 1/2"  
Schedule 80  
PVC Reducer



**B05 009**  
1.5" to 3/4"  
Reducer Bushing  
for exit and entry holes